

How To Count Atoms Review

1. The **symbol** of an element represents one atom of that element.

e.g., Ca =

2. A **subscript** is a number written at the **lower right** corner **behind the symbol** of an element. If there is more than one atom of the element in the molecule, then a subscript is used to indicate the number of atoms.

e.g., N₂ =

3. A **subscript outside a bracket** multiplies all the elements inside the brackets.

e.g., Ba₃(PO₄)₂ =

4. (a) A **coefficient** is a number written **in front of** a chemical symbol and indicates the number of atoms of that element.

e.g., 3C =

OR

- (b) A **coefficient** is a number written **in front of** a chemical **formula** and indicates the number of molecules of that compound.

NOTE: A **coefficient** multiplies the number of atoms of each element in the formula.

e.g., 2H₂O =

3FeSO₄ =

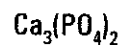
4Cu(NO₃)₂ =

Blackline Master 6.5b

Counting Atoms Worksheet



Type of Atom	# of Atoms
Total	



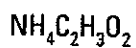
Type of Atom	# of Atoms
Total	



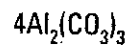
Type of Atom	# of Atoms
Total	



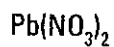
Type of Atom	# of Atoms
Total	



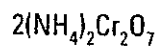
Type of Atom	# of Atoms
Total	



Type of Atom	# of Atoms
Total	



Type of Atom	# of Atoms
Total	



Type of Atom	# of Atoms
Total	